

# TRUMAN LAKE MALL

1832 E. OHIO STREET

CLINTON, MO



LOCATION.  
commercial real estate



24,915 (2023)

18,208 (2023)

10,732 (2023)

15,271 (2023)

18

7

13

E. Ohio St.

E. Division Rd.

SITE

COUNTRY MART

CAT O  
Hallmark

CVS  
pharmacy

McDonald's

Wendy's

verizon

O'Reilly AUTO PARTS

Auto Zone

SONIC

Walgreens

B&B Theatres

ALDI

Parkfield Inn

Applebee's

Hampton Inn

golden corral

TACO BELL

ACE  
The helpful place

DOLLAR TREE

FORMER  
HIBBETT SPORTS


bealls

TRACTOR SUPPLY CO.

Walmart

FACTORY CONNECTION  
GameStop  
power to the players  
QUICK CASH





# TRUMAN LAKE MALL

## NEIGHBORHOOD VIBE

TONY MOON

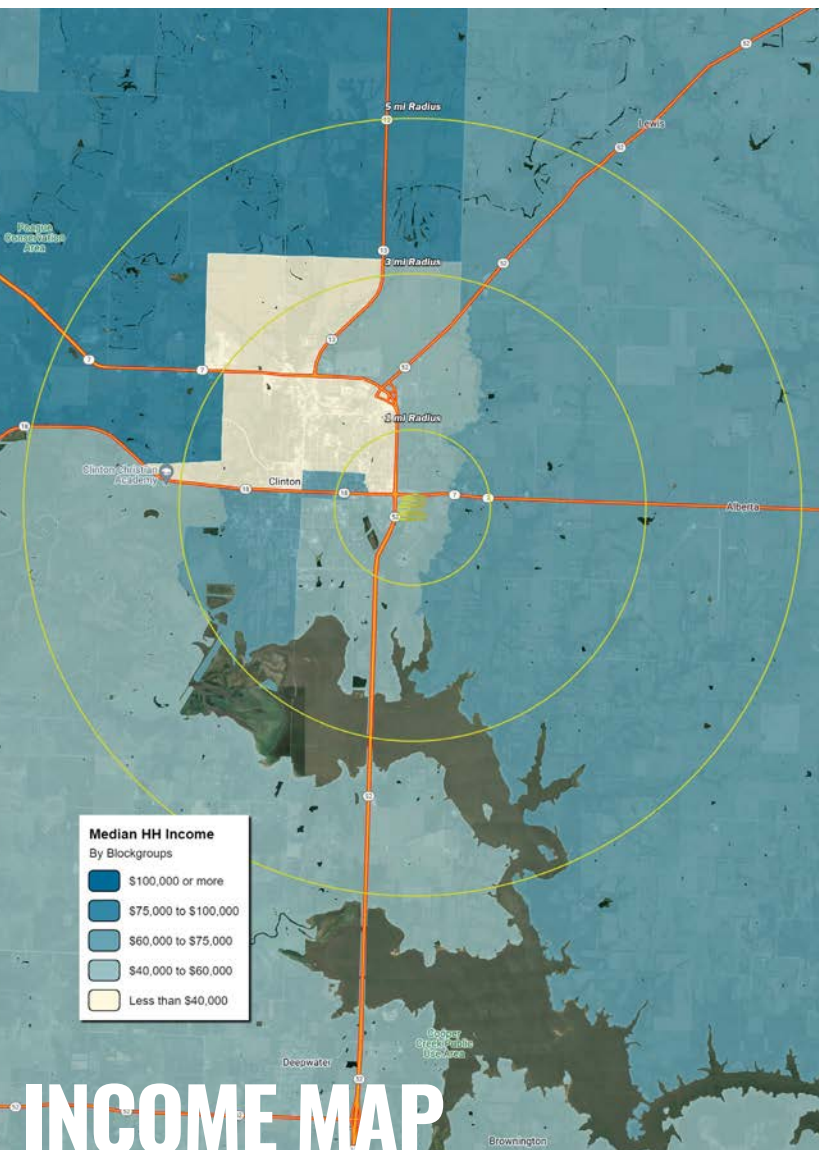
314.818.1567 (OFFICE)  
314.560.0781 (MOBILE)  
Tony@LocationCRE.com

SCOTT BITNEY

314.818.1550 (DIRECT)  
314.276.4673 (MOBILE)  
Scott@LocationCRE.com

ALEX APTER

314.818.1562 (OFFICE)  
314.488.5900 (MOBILE)  
Alex@LocationCRE.com



### TRADE AREA OVERVIEW

Clinton sits at the junctions of Highways 7, 13 and 52. Kansas City, Springfield and Lake of the Ozarks are just a short distance away. As the seat of Henry County, Clinton is the hub of retail, trade, manufacturing, farming, medical care and other economic sectors in this part of Missouri.

The downtown square serves as a center for community commerce and public affairs. It features a central courthouse and numerous shops, stores, and eating facilities. More than a dozen churches are found in the community, a few of which predate 1900. Several important state highways intersect at Clinton, and a cluster of "big-box" stores, as well as several "national-chain" motels, are located in that area. Smaller motels are found on the outskirts of town on all sides. Clinton's top employers include Golden Valley Memorial Healthcare, Tracker Marine, Schreiber Foods, Transcontinental, Walmart, Clinton School District, Compass Health, and Kansas City Power & Light Co.

Clinton lies at the western end of the Katy Trail, a 225-mile long state park used by cyclists, runners, and horseback riders. The rail trail is built on the path of the old Missouri-Kansas-Texas Railroad, which was abandoned between Clinton and Sedalia in 1989. The former Katy railroad from Clinton south to Nevada, MO is still in operation by the Missouri and Northern Arkansas Railroad (RailAmerica). The city is also situated near Truman Lake which is widely known for its excellent boating, fishing, camping, and other related activities. Clinton is also home to two of the area's finer 18-hole golf courses.

### DEMOGRAPHICS

	5 mile	10 miles	15 miles
<b>POPULATION</b>	<b>10,529</b>	<b>14,053</b>	<b>18,602</b>
<b>HOUSEHOLDS</b>	<b>4,538</b>	<b>6,018</b>	<b>7,987</b>
<b>EMPLOYEES</b>	<b>4,956</b>	<b>5,294</b>	<b>5,681</b>
<b>MED HH INCOME</b>	<b>\$49,541</b>	<b>\$52,675</b>	<b>\$54,794</b>

### AREA RETAIL | RESTAURANTS

Walmart

DOLLAR TREE

Wendy's

TSC TRACTOR SUPPLY CO

bealls

ACE  
The helpful place.

O'Reilly  
AUTO PARTS

CVS  
pharmacy

TACO BELL



Walgreens


McDonald's



REALTY  
RESOURCES  
MEMBER

www.LocationCRE.com

THE INFORMATION IN THIS FLYER HAS BEEN OBTAINED FROM SOURCES BELIEVED RELIABLE. WHILE WE DO NOT DOUBT ITS ACCURACY, WE HAVE NOT VERIFIED IT AND MAKE NO GUARANTEE ABOUT IT. IT IS YOUR RESPONSIBILITY TO INDEPENDENTLY CONFIRM ITS ACCURACY AND COMPLETENESS. ANY PROJECTIONS, OPINIONS, ASSUMPTIONS OR ESTIMATES USED ARE FOR EXAMPLE ONLY AND DO NOT REPRESENT THE CURRENT OR FUTURE PERFORMANCE OF THE PROPERTY. THE VALUE OF THIS TRANSACTION TO YOU DEPENDS ON TAX AND OTHER FACTORS WHICH SHOULD BE EVALUATED BY YOUR TAX, FINANCIAL AND LEGAL ADVISORS. YOU AND YOUR ADVISORS SHOULD CONDUCT A CAREFUL, INDEPENDENT INVESTIGATION OF THE PROPERTY TO DETERMINE TO YOUR SATISFACTION THE SUITABILITY OF THE PROPERTY FOR YOUR NEEDS.



# TRUMAN LAKE MALL

## SITE PLAN

TONY MOON

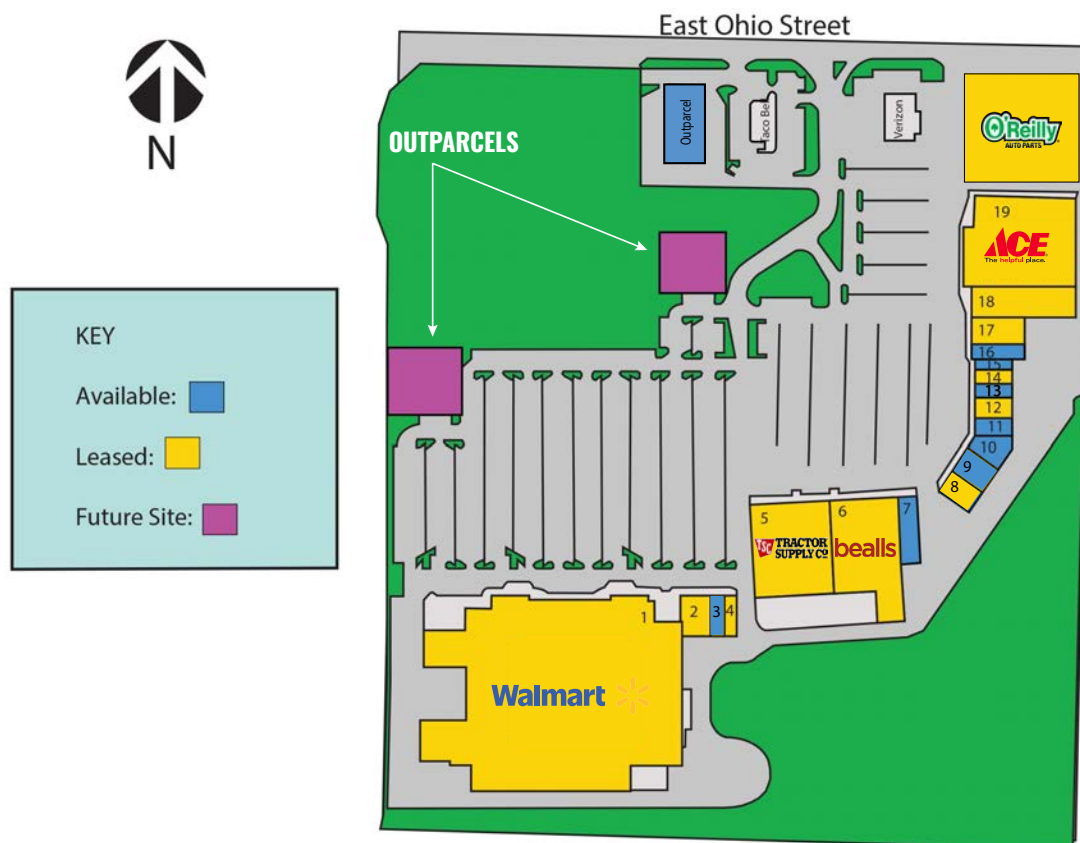
314.818.1567 (OFFICE)  
314.560.0781 (MOBILE)  
Tony@LocationCRE.com

SCOTT BITNEY

314.818.1550 (DIRECT)  
314.276.4673 (MOBILE)  
Scott@LocationCRE.com

ALEX APTER

314.818.1562 (OFFICE)  
314.488.5900 (MOBILE)  
Alex@LocationCRE.com



Suite	Tenant	SF
1	Walmart	151,980
2	Factory Connection	4,960
3	AVAILABLE	1,600
4	Quik Cash	2,080
5	Bealls	25,200
6	Tractor Supply	21,585
7	AVAILABLE	11,699
8	Blush Boot Camp	3,850
9	AVAILABLE	4,900
10	AVAILABLE	2,760
11	AVAILABLE	1,050
12	#1 Nails	1,400
13	AVAILABLE	1,750
14	Snip N Clip	1,400
15	AVAILABLE	1,750
16	AVAILABLE	2,100
17	Dollar Tree	8,000
18	Integrity Floors	10,191
19	Ace Hardware	31,809
OUTPARCEL	AVAILABLE	APPX. 8 ACRES 3,000

- WALMART SUPERCENTER ANCHORED SHOPPING CENTER LOCATED IN THE HEART OF THE TRADE AREA
- MAJOR RETAILERS INCLUDE WALMART, ACE HARDWARE, TRACTOR SUPPLY, BEALLS, AND FACTORY CONNECTION
- AVAILABLE SPACE FROM 1,050-11,699 SF
- OUTPARCEL OPPORTUNITIES
- CLOSE TO TRUMAN LAKE, MISSOURI'S LARGEST MAN MADE LAKE, OFFERING GREAT FISHING AND CAMPING



**LOCATION.**  
commercial real estate



www.LocationCRE.com

THE INFORMATION IN THIS FLYER HAS BEEN OBTAINED FROM SOURCES BELIEVED RELIABLE. WHILE WE DO NOT DOUBT ITS ACCURACY, WE HAVE NOT VERIFIED IT AND MAKE NO GUARANTEE ABOUT IT. IT IS YOUR RESPONSIBILITY TO INDEPENDENTLY CONFIRM ITS ACCURACY AND COMPLETENESS. ANY PROJECTIONS, OPINIONS, ASSUMPTIONS OR ESTIMATES USED ARE FOR EXAMPLE ONLY AND DO NOT REPRESENT THE CURRENT OR FUTURE PERFORMANCE OF THE PROPERTY. THE VALUE OF THIS TRANSACTION TO YOU DEPENDS ON TAX AND OTHER FACTORS WHICH SHOULD BE EVALUATED BY YOUR TAX, FINANCIAL AND LEGAL ADVISORS. YOU AND YOUR ADVISORS SHOULD CONDUCT A CAREFUL, INDEPENDENT INVESTIGATION OF THE PROPERTY TO DETERMINE TO YOUR SATISFACTION THE SUITABILITY OF THE PROPERTY FOR YOUR NEEDS.





# TRUMAN LAKE MALL

## MARKET AERIAL

TONY MOON

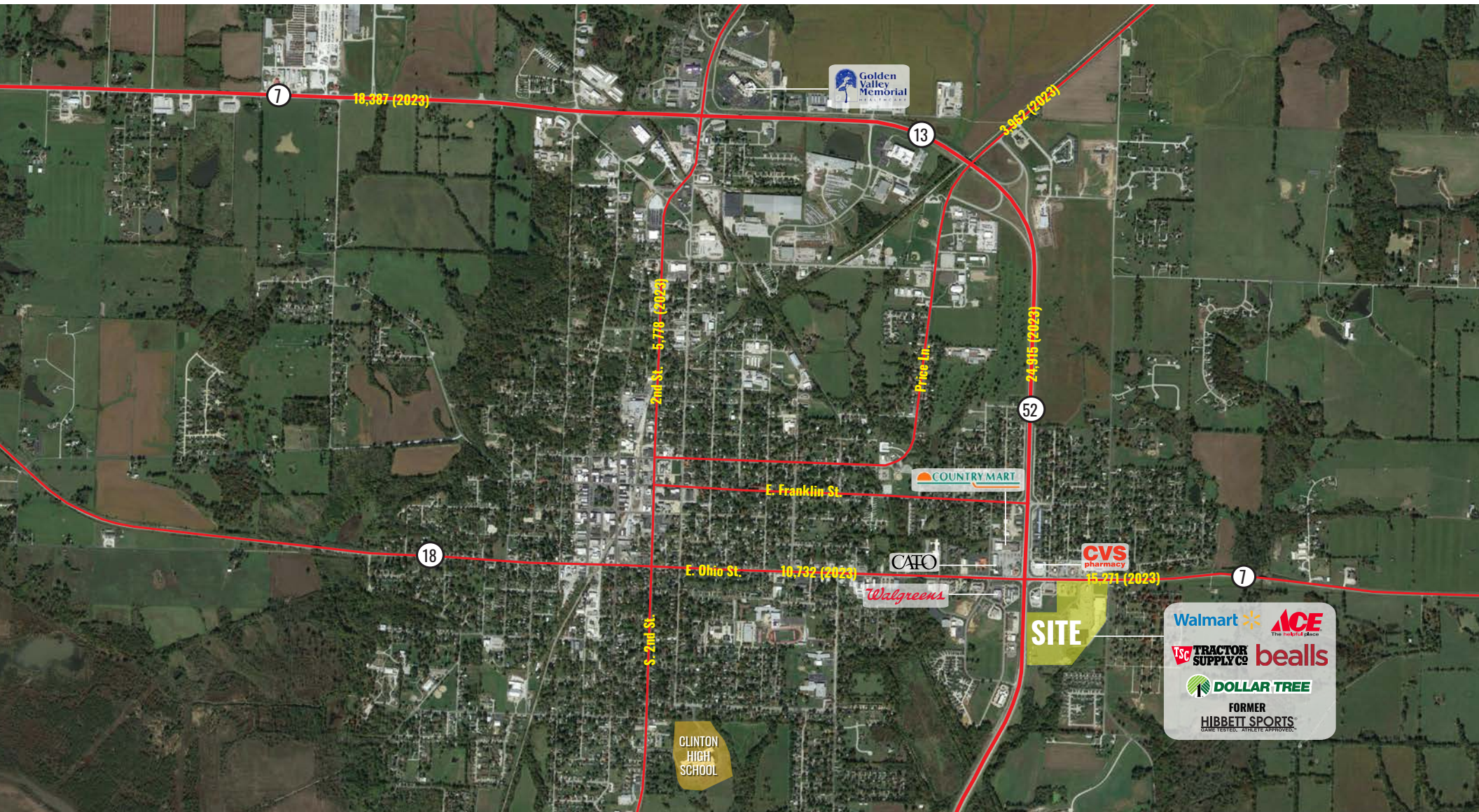
314.818.1567 (OFFICE)  
314.560.0781 (MOBILE)  
Tony@LocationCRE.com

SCOTT BITNEY

314.818.1550 (DIRECT)  
314.276.4673 (MOBILE)  
Scott@LocationCRE.com

ALEX APTER

314.818.1562 (OFFICE)  
314.488.5900 (MOBILE)  
Alex@LocationCRE.com



www.LocationCRE.com

THE INFORMATION IN THIS FLYER HAS BEEN OBTAINED FROM SOURCES BELIEVED RELIABLE. WHILE WE DO NOT DOUBT ITS ACCURACY, WE HAVE NOT VERIFIED IT AND MAKE NO GUARANTEE ABOUT IT. IT IS YOUR RESPONSIBILITY TO INDEPENDENTLY CONFIRM ITS ACCURACY AND COMPLETENESS. ANY PROJECTIONS, OPINIONS, ASSUMPTIONS OR ESTIMATES USED ARE FOR EXAMPLE ONLY AND DO NOT REPRESENT THE CURRENT OR FUTURE PERFORMANCE OF THE PROPERTY. THE VALUE OF THIS TRANSACTION TO YOU DEPENDS ON TAX AND OTHER FACTORS WHICH SHOULD BE EVALUATED BY YOUR TAX, FINANCIAL AND LEGAL ADVISORS. YOU AND YOUR ADVISORS SHOULD CONDUCT A CAREFUL, INDEPENDENT INVESTIGATION OF THE PROPERTY TO DETERMINE TO YOUR SATISFACTION THE SUITABILITY OF THE PROPERTY FOR YOUR NEEDS.